



Sign into the Orange County Public Schools digital library

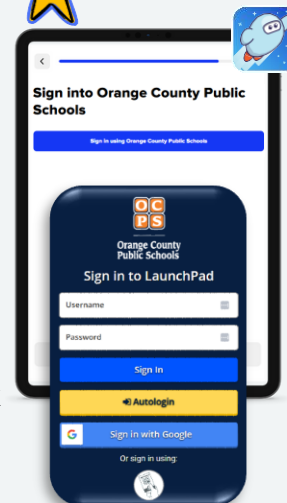


1. Go to <https://soraapp.com/library/ocps>

Or download the **Sora app** and use **setup code: ocps**



2. Select **Sign in using Orange County Public Schools LaunchPad**.



Explore

Now that you've signed in, go to the **Explore** page to find a book to read. Click or tap **Borrow** for a book to begin reading!

What's in Sora?



Ebooks



Audiobooks



And more!

What can I do in Sora?



Read anytime, at school or home



Set a reading goal and track progress





Add notes & highlights while you read



Add the Orange County Library System

Add the public library to access even more digital books!

1. Select  to open the **Main Menu**.
2. Click or tap 
3. Search for *Orange County Library System*.
4. Select **Orange County Library System** from the list to add it to Sora.
5. When you find a book, you'd like to read, click or tap to **Borrow** or **Place hold**.
6. Click or tap **Sign in Orange County Public Schools SSO: LaunchPad**



Want to learn more?

Visit [Sora Help](#) for step-by-step instructions!



Age-Appropriate Access

Sora shows students only the books that are right for their grade level!